




















# Interconnect Selection Guide



|                            | LGX INTERCONNECT PANEL  | LGX INTERCONNECT PANEL (SPECIALITY)   | HD LC QUAD INTERCONNECT PANEL   |
|----------------------------|---|---|---|
| Part Number                | Configurator Needed   | Configurator Needed   | FTLC -1-SM24-SEL  |
| Fiber Type                 | SM & MM (wide range of colors)  | SM & MM   | SM  |
| Faceplate: Ports           | Standard: 12, 24 (LC Only)<br>Custom: 4, 6, 16  | MPO: 3, 6, 12<br>MTRJ: 12   | 24  |
| Faceplate: Connector Type  | LC, SC, FC, ST  | MPO, MTRJ   | LC  |
| ABF Suitable               |                                      | <br>Limited Applications             | <br>Limited Applications             |
| Hyperscale/AI DC Suitable  |                                      |                                      |                                      |
| DC/Central Office Suitable |                                     |                                     |                                     |
| Mass Transit Suitable      |                                    | <br>Limited Applications           | <br>Limited Applications           |
| Corning CCH Compatible     | <br>Requires Adapter Panel         | <br>Requires Adapter Panel         |                                    |
| QR to Cut Sheet            | <br><a href="#">View Cut Sheet</a> | <br><a href="#">View Cut Sheet</a> | <br><a href="#">View Cut Sheet</a> |

To learn more information visit [www.SumitomoElectricLightwave.com](http://www.SumitomoElectricLightwave.com)