



Strain Relief Bracket



Splice Tray Holder



Hose Clamps



Cable Routing Rings

Flex Patch Panel

Sumitomo Electric Lightwave's Flex Patch Panels are flexible rack mounted termination units. These patch panels are compatible with any FOX Splice Cassette, LGX Cassette or Interconnect Panel and allow for sliding tray access from the front & rear. Available in standard 1RU, 2RU, 3RU, & 4RU sizes with two additional extended version for the 2RU & 4RU options. The Flex Patch Panels are a great fit for Air-Blown Fiber® bundles & tubes within a wide range of network installations and applications.

FEATURES & BENEFITS

1. **Front & Back Doors** removable for unobstructed access
2. **Latches** for front & back door tool-less operation
3. **Sliding Tray** from front & back for easy loading
4. **LGX Compatible Faceplates** for FOX Splice Cassettes, LGX Cassettes, or Interconnect Panels
5. **Durable Aluminum Frame**
6. **Rack Mounting Brackets** allows for usage of 19" or 23" racks
7. **Cable & Fiber Management Options** provided in kitting
 - Strain Relief Bracket
 - Splice Tray Holder
 - Hose Clamps
 - Cable Routing Rings
8. **Extend versions** available in 2RU & 4RU include an extra 2.25" of depth







RACK UNIT	FRAME	CAPACITY
1RU		17 x 1.75 x 14.75 in. 72 Fibers
2RU		17 x 3.5 x 14.75 in. 144 Fibers
2RU EXTENDED		17 x 3.5 x 17 in. 144 Fibers
3RU		17 x 5 x 14.75 in. 216 Fibers
4RU		17 x 7 x 14.75 in. 288 Fibers
4RU EXTENDED		17 x 7 x 17 in. 288 Fibers

FLEX PATCH PANEL KITTING COMPONENTS



ITEM	DESCRIPTION	1RU	2RU	3RU	4RU	
Caution Label	Laser caution label	1	1	1	1	
Large Screw, Mount Bracket to Enclosure	10-32 x 0.375" (10 mm) long pan head black steel screw. Used to attach mount brackets to patch panel	6	6	12	12	
Large Screws, Rack Mount	12-24 x 0.5" (13 mm) long pan head steel screw. Used to attach enclosure to rack	4	4	8	8	
Small Rack Mounting Plate	Small mounting Bracket used to attach enclosure to rack	2	2			
Large Rack Mounting Plate	Large mounting Bracket used to attach enclosure to rack			2	2	
Small Screws, Semi-circles	6-32 x 0.19" (5 mm) long Pan head black steel screw. Used to attach Semi-circles to patch panel	4	4	4	4	
Small Fiber Management Semi-Circle	Small semi-circle for fiber slack management 4.5" x 2.25" x 0.84" (114 mm x 57 mm x 21 mm)	4	4			
Large Fiber Management Semi-Circle	Large semi-circle for fiber slack management 4.5" x 2.25" x 1" (114 mm x 57 mm x 25 mm)			4	4	
Medium Tie Wraps	5.5" L x 0.14" W x 0.05" (140 mm x 4 mm x 1 mm) natural nylon tie wrap. Used to attach cables down at rear of shelf	6	6	6	6	
Large Tie Wraps	7.4" x 0.19" x 0.05" (188 mm x 5 mm x 1 mm) natural nylon tie wrap	4	4	4	4	
Cable Routing Rings, Snap-In	1.35" x 0.27" x 1.35" (34 mm x 34 mm x 7 mm) natural nylon. Used to route cables on front of tray		6	6	6	
Hook & Loop Tie Wrap	8" x 1" (203 mm x 25 mm) black hook & loop tie wrap	4	4	4	4	
Splice Tray Holder, 2RU	Splice tray holder for 2RU		1			
Splice Tray Holder, 3RU & 4RU	Splice tray holder for 3RU or 4RU			2	2	
Strain Relief Bracket, Cable Entry	Strain relief bracket for cable entry		1	1	1	
Short Screw, Strain Relief Bracket	8-32 x 0.375" (10 mm) long pan head screw, 18-8 black steel. Used to strain relief bracket, cable entry		2	2	2	
Hose Clamps	9/16" to 1-1/16" (14.3 mm to 27 mm) hose clamp		2	2	2	
Port Identification Label	Port identification label	1	1	1	1	

ORDERING INFORMATION

FLEX PATCH PANELS

ITEM NUMBER	RACK UNIT	MODULE	CASSETTE/ADAPTER PANEL CAP.	LC PORT CAP.	SC PORT CAP.	DIMENSIONS (IN)	
FT01RU3P	1RU	LGX	3	72	36	17 x 1.75 x 14.75	
FT02RU6P	2RU	LGX	6	144	72	17 x 3.5 x 14.75	
FT02RU6PX	2RU	LGX	6	144	72	17 x 3.5 x 17	
FT03RU8P	3RU	LGX	8	192	96	17 x 5 x 14.75	
FT04RU12P	4RU	LGX	12	288	144	17 x 7 x 14.75	
FT04RU12PX	4RU	LGX	12	288	144	17 x 7 x 17	

FLUSH MOUNT KITS


ITEM NUMBER	DESCRIPTION	RACK UNIT	COMPATIBLE ITEMS	
FT0200FM	Extended mounting ears/brackets to position the front edge of panel flush with the front edge of the rack. No screws included. Flex Patch Panel kitting screws compatible.	2RU	FT02RU6P; FT02RU6PX	
FT0304FM	Extended mounting ears/brackets to position the front edge of panel flush with the front edge of the rack. No screws included. Flex Patch Panel kitting screws compatible.	3RU; 4RU	FT03RU8P; FT04RU12P; FT04RU12PX	

SPLICE TRAYS

ITEM NUMBER	SINGLE SPLICE CAP.	MASS SPLICE CAP.	TRAY/COVER MATERIAL	DIMENSION (IN)	COMPONENTS INCLUDED
FT24ST2	24f (24x1ct)	144f (12x12ct)	Aluminum/ Clear Plastic	8.75 x 5.25 x 0.3125	- 8, Tie Wraps - 1, Mass Splice Chip - 2, Single Splice Chips - 8, Ribbon Splice Protector
ST-01	24f (24x1ct)	144f (12x12ct)	Aluminum	7 x 5.25 x 0.3125	- 8, Tie Wraps - 1, Mass Splice Chip - 2, Single Splice Chips - 8, Ribbon Splice Protector

FOX SPLICE CASSETTES

Instructions: Create A Part Number By Using The Character Sets & Codes



FT 1 1 - FSP 2 2 - 3 3 3 - 4 4 4 - 5 5 5 5					
1 – Front Connector Type LC – LC Connector SC – SC Connector ST – ST Connector		2 – Fiber Count 06 – 6 Fiber 12 – 12 Fiber 24 – 24 Fiber		3 – Fiber Construction RBN – Ribbon TBF – Tight Buffer	
4 – Fiber Type OM1 – OM1 Fiber (50 μm) OM4 – OM4 Fiber (50 μm) OS2 – Single Mode Fiber (9 μm)		5 – Special Blank – Not Applicable APFC – APC (Angle Polished Connector) MP12 – 12 Fiber MPO MP24 – 24 Fiber MPO			

LGX CASSETTE


Instructions: Create A Part Number By Using The Character Sets & Codes



FT 1 1 - MP 2 2 - C 3 3 3 - L 4 5 - 6					
1 – Cassette Face Connectors LC – LC Connector (Max. 24 Ports) SC – SC Connector (Max. 12 Ports) FC – FC Connector (Max. 12 Ports) ST – ST Connector (Max. 6 Ports)		2 – Cassette Face Connector Count 08 – 8 Connector Ports 12 – 12 Connector Ports 24 – 24 Connector Ports		3 – Fiber Type OM1 – OM1 Fiber (62.5 μm) OM2 – OM2 Fiber (50 μm) OM3 – OM3 Fiber (50 μm) OM4 – OM4 Fiber (50 μm) OS2 – Single Mode Fiber (9 μm)	
4 – Cassette Rear MPO Connector Count 1 – 1 MPO 2 – 2 MPO's 3 – 3 MPO's		5 – Polish Type Blank – UPC (Ultra Physical Connector) A – APC (Angle Polished Connector)		6 – MPO Configuration Method Blank – Method A B – Method B C – Method C	

12-FIBER RIBBON PIGTAIL FAN-OUT KITS

Instructions: Create A Part Number By Using The Character Sets & Codes



LENGTH SPECIFICATIONS		
Total Length	900 μ to Connector Length	Ribbon Fiber Length
3 m	0.7 m	2.3 m

Standard

BOR - BR012 1 1 2 3 3 - 4			
1 - Connector Type	2 - Polish Type	3 - Fiber Type	4 - Manufacturing Location
LC - LC Connector SC - SC Connector	Blank - UPC (Ultra Physical Connector) A - APC (Angle Polished Connector)	6 - OM1 Fiber (62.5 μ m) 7 - OM3 Fiber (50 μ m) 8 - OM4 Fiber (50 μ m) D - OS2 Fiber (9 μ m)	V - Varies Blank - USA

Addition Options

ITEM NUMBER	CONNECTOR TYPE	FIBER TYPE	POLISH STYLE	TOTAL LENGTH	900 μ TO CONNECTOR LENGTH	RIBBON FIBER LENGTH	COUNTRY OF ORIGIN	SPECIAL
BOR-BR012LC2D-R	LC	OS2	UPC	2 m	0.6 m	1.4 m	USA	Plenum Jacket
BOR-BR012SCU10-D-R	SC	OS2	UPC	3 m	0.7 m	2.3 m	USA	Plenum Jacket
BOR-BR012SCA3D-R	SC	OS2	APC	3 m	0.7 m	2.3 m	USA	Plenum Jacket
BOR-BR012LC2DL	LC	OS2	UPC	2.3 m	0.3 m	2 m	USA	N/A
BOR-BR012LC19-V	LC	OM5	UPC	1 m	0.3 m	0.7 m	Varies	N/A
BOR-BR012ST3D-V	ST	OS2	UPC	3 m	0.7 m	2.3 m	Varies	N/A

INTERCONNECT PANELS



Standard

ITEM NUMBER	FRONT CONNECTOR TYPE	FIBER TYPE	POLISH TYPE	ADAPTER TYPE	PORT QTY.	PORT COLOR
FTLC06Q1LC	LC	SM	UPC	6 Quad	24	Blue
FTLC06Q2LC	LC	SM	APC	6 Quad	24	Green
FTLC06D1	LC	SM	UPC	6 Duplex	12	Blue
FTLA06D2	LC	SM	APC	6 Duplex	12	Green
FTLCP3DB	LC	SM	UPC	3 Duplex	6	Blue
FTLC06D4	LC	OM3/OM4	UPC	6 Duplex	12	Aqua
FTLC06Q4LC	LC	OM3/OM4	UPC	6 Quad	24	Aqua

ITEM NUMBER	FRONT CONNECTOR TYPE	FIBER TYPE	POLISH TYPE	ADAPTER TYPE	PORT QTY.	PORT COLOR
FTLCP12D7	LC	OM3/OM4	UPC	12 Duplex	24	Aqua
FTLCP3D7	LC	OM3/OM4	UPC	3 Duplex	6	Aqua
FTLC06D3	LC	OM1/OM2	UPC	6 Duplex	12	Beige
FTLC06Q3LC	LC	OM1/OM2	UPC	6 Quad	24	Beige
FTLCP3D9	LC	OM1/OM2	UPC	3 Duplex	6	Beige
FTSC06D1	SC	SM	UPC	6 Duplex	12	Blue
FTSA06D2	SC	SM	APC	6 Duplex	12	Green
FTSC06S1	SC	SM	UPC	6 Simplex	6	Blue
FTSA06S2	SC	SM	APC	6 Simplex	6	Green
FTSC06D4	SC	OM3/OM4	UPC	6 Duplex	12	Aqua
FTSC06S4	SC	OM3/OM4	UPC	6 Simplex	6	Aqua
FTSC06D3	SC	OM1/OM2	UPC	6 Duplex	12	Beige
FTSCP3D9	SC	OM1/OM2	UPC	3 Duplex	6	Beige
FTSC06S3	SC	OM1/OM2	UPC	6 Simplex	6	Beige
FTFC12S5	FC	SM/MM	UPC	12 Simplex	12	Metallic
FTFC06S5	FC	SM/MM	UPC	6 Simplex	6	Metallic
FTFA12S2	FC	SM	APC	12 Simplex	12	Metallic
FTFA06S2	FC	SM	APC	6 Simplex	6	Metallic
FTST12S5	ST	SM/MM	UPC	12 Simplex	12	Metallic
FTST06S5	ST	SM/MM	UPC	6 Simplex	6	Metallic

Additional Options

ITEM NUMBER	FRONT CONNECTOR TYPE	FIBER TYPE	POLISH TYPE	ADAPTER TYPE	PORT QTY.	PORT COLOR
FTLC06D6	LC	OM3/OM4	UPC	6 Duplex	12	Red
FTLC06D7	LC	OM3/OM4	UPC	6 Duplex	12	Yellow
FTLC06Q5LC	LC	OM3/OM4	UPC	6 Quad	24	Orange
FTLC06Q6LC	LC	OM3/OM4	UPC	6 Quad	24	Red
FTLC06Q7LC	LC	OM3/OM4	UPC	6 Quad	24	Yellow
FTLCP08D-GREEN	LC	SM	UPC	8 Duplex	16	Green
FTLCP08D-YORP	LC	SM/MM	UPC	8 Duplex	16	Yellow, Orange, Red, Purple (2 Each)
FTLCP10D-YORPG	LC	SM/MM	UPC	10 Duplex	20	Yellow, Orange, Red, Purple, Green (2 Each)
FTLCP12D-YORP	LC	SM/MM	UPC	12 Duplex	24	Yellow, Orange, Red, Purple (3 Each)
FTLCP6DV	LC	SM/MM	UPC	6 Duplex	12	Violet

ITEM NUMBER	FRONT CONNECTOR TYPE	FIBER TYPE	POLISH TYPE	ADAPTER TYPE	PORT QTY.	PORT COLOR
FTSC06D1-GREEN	SC	SM/MM	UPC	6 Duplex	4	Green (4), Empty
FTSC06D1-ORYEL	SC	SM/MM	UPC	6 Duplex	12	Yellow, Orange (6 Each)
FTSC06D1-RDPUR	SC	SM/MM	UPC	6 Duplex	12	Red, Purple (6 Each)
FTSC06D4-YELLOW	SC	OM3/OM4	UPC	6 Duplex	12	Yellow
FTMPP3SX	MPO	MM	UPC	6 MPO	3	Black
FTMPP6SX	MPO	MM	UPC	3 MPO	6	Black
FTMT06D5	MTRJ	SM/MM	UPC	6 Duplex	12	Black
FT204BP	N/A	N/A	N/A	N/A	N/A	Black
FTLCP06D-EMPTY	N/A	SM/MM	UPC	6 Duplex	0	Empty

For further ordering assistance, please contact Inside Sales at **800-358-7378** or visit our website at: **SumitomoElectricLightwave.com**