



## SUMITOMO PRODUCT SPECIFICATION

**FutureFLEX®**

**TCxxTOX / TOD DIELECTRIC OSP  
TUBE CABLE SERIES**



**SUMITOMO ELECTRIC LIGHTWAVE CORP.**

201 South Rogers Lane, Suite 100, Raleigh, NC 27610

(919) 541-8100 or 1-800-358-7378

[www.futureflex.com](http://www.futureflex.com)

SEL is a Member of the Sumitomo Electric Industries, Ltd. Group

*Sumitomo Electric Lightwave reserves the right to improve or modify these specifications without notice.*

## CONTENTS

<b>1.0</b>	<b>General</b>	<b>3</b>
1.1	Tube Cable Description	3
1.2	Quality	3
1.3	Reliability	3
<b>2.0</b>	<b>Tube Cable Designs</b>	<b>4</b>
2.1	General	4
2.2	Construction	4-5
<b>3.0</b>	<b>Tube Cable Characteristics</b>	<b>6</b>
3.1	Performance	6
3.2	Tube Markings	6
3.3	Reel Markings	6
3.4	Tube Cable Ends	6
3.5	Tube Cable Reel Data	6-7
<b>4.0</b>	<b>Testing</b>	<b>7</b>
<b>5.0</b>	<b>Installation / Handling Practices</b>	<b>7</b>
<b>6.0</b>	<b>Ordering Information</b>	<b>7</b>

## 1.0 GENERAL

This specification covers the design requirements and performance standards for FutureFLEX® Air-Blown Fiber® (ABF) dielectric outside plant tube cables. These tube cables are designed for outdoor tube cable infrastructures. The features described in this document are intended to provide information on the performance of Sumitomo Electric's FutureFLEX® tubes and aid in handling and use.

### 1.1 Tube Cable Description

Sumitomo's FutureFLEX® TOX / TOD series tube cables are designed for use as an optical fiber cabling infrastructure in ABF applications that may or may not require non-conductive elements. The dielectric outside plant tube cables are ideal for duct installations or any Outside Plant (OSP) environment, including flooded environments. They may also be used in indoor applications where: 1) the tube cable is installed in rigid steel conduit or 2) no fire ratings apply. The tubes are made of a black polyethylene and have a 6mm inside diameter and 8mm outside diameter. The tubes are wrapped with a non-conductive water-blocking tape. The outer jackets are made of a black polyethylene and are UV resistant. A ripcord is provided to aid in outer jacket removal. These tube cables are pulled or placed in routes for the purpose of individual tube connections to establish pathways for FutureFLEX® fiber bundle installation.

### 1.2 Quality

Sumitomo ensures a continuing high level of quality through ISO / TL9000 registered Quality Management Systems and our commitment to continuous improvement. Guaranteed, high quality products have been manufactured at Sumitomo's facility in Research Triangle Park, North Carolina since 1984.

### 1.3 Reliability

Sumitomo ensures product reliability through rigorous qualification testing of each product family to meet or exceed industry standards. Both initial and periodic qualification testing are performed to assure the tube cables' performance and durability in a field environment.

Sumitomo supports industry standards organizations such as Bell Communications Research (Bellcore), Telecommunications Industry Association (TIA), International Telecommunications Union (ITU), International Electrotechnical Commission (IEC), American Society for Testing and Materials (ASTM), Rural Utilities Service (RUS), The Institute of Electrical and Electronics Engineers (IEEE), and Insulated Cable Engineers Association (ICEA).

**2.0 TUBE CABLE DESIGN**

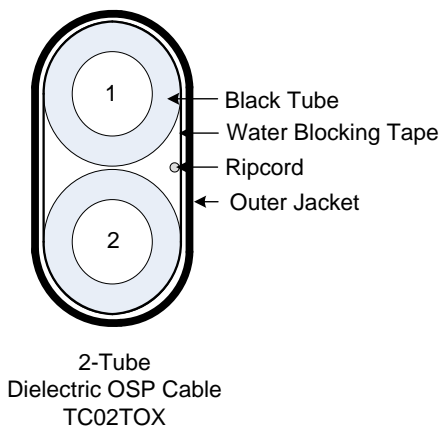
**2.1 General**

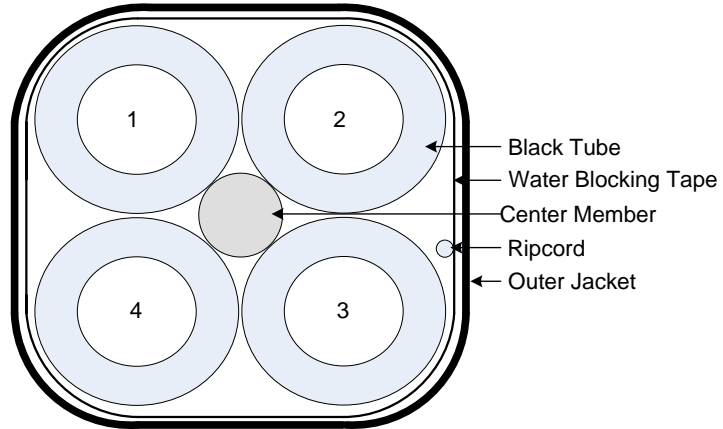
Sumitomo’s FutureFLEX® TOX and TOD series tube cables provide a small diameter, lightweight, outdoor pathway for FutureFLEX® fiber bundle installations. FutureFLEX® ABF fiber bundles are available in Single-mode OS1, 62.5 micron Multimode OM1, 1-Gigabit 50 micron Multimode OM2, Laser Optimized 10-Gigabit 50 micron Multimode OM3, and Laser Optimized 10-Gigabit 50 micron Multimode OM4 versions with 2, 4, 6, 12, 18, or 24 fiber strand counts. One fiber bundle can be field-installed in each tube.

**2.2 Construction**

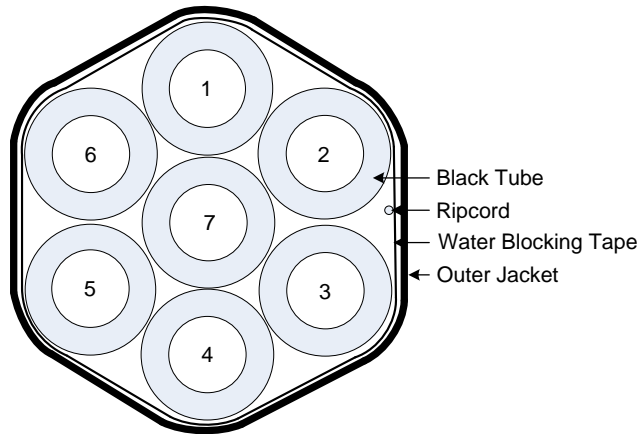
SEL Part Number	Product Description	Outside Diameter (in.)	Max. Weight (lbs./kft.)	Max. Tensile Load (lbs.)
TC02TOX	2-tubes, black, wrapped with water-blocking tape, ripcord, and black outer polyethylene jacket	0.9	87	200
TC04TOD	4-tubes, black, around a black HDPE center member, wrapped with water-blocking tape, ripcord, and black outer polyethylene jacket	0.9	137	200
TC07TOX	7-tubes, black, wrapped with water-blocking tape, ripcord, and black outer polyethylene jacket	1.1	205	400
TC19TOX	19-tubes, black, wrapped with water-blocking tape, ripcord, and black outer polyethylene jacket	1.77	443	600

Drawings Not To Scale

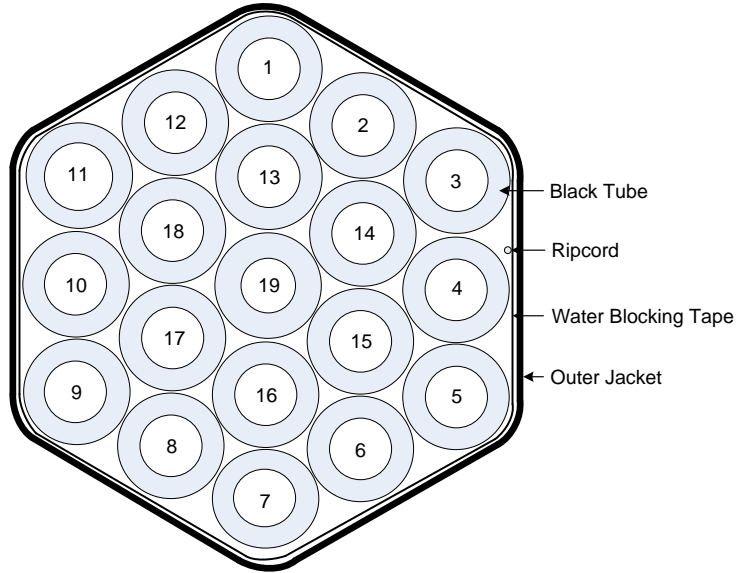




4-Tube  
Dielectric OSP Cable  
TC04TOD



7-Tube  
Dielectric OSP Cable  
TC07TOX



19-Tube  
Dielectric OSP Cable  
TC19TOX

### 3.0 TUBE CABLE CHARACTERISTICS

#### 3.1 Performance

Property	Specification
Operation Temperature Range	-65° to +158° F
Minimum Bend Radius (During / After Installation)	20 / 10 x tube cable outside diameter

#### 3.2 Tube Markings

The outside surface of each jacketed cable is marked every two (2) feet with the following information:

**(Phone Receiver) SEL FutureFLEX® (SEL Part No.) (#)-Tube Dielectric OSP Optical Fiber Cable, A-(Lot #-1, -2, -3, etc.) (Seq. Ftg.) 1-877-356-FLEX WWW.FUTUREFLEX.COM →**

The outside surface of each tube is marked every two (2) inches with the tube designation number (1 through 19).

#### 3.3 Reel Markings

The outside of each flange is marked with the Sumitomo Electric Lightwave Corp. product part number, the tube cable manufactured length in feet, and the text "Do Not Lay Flat."

#### 3.4 Tube Cable Ends

Both ends of the tube cable are accessible on the reel. Each tube is sealed with a plastic cap or plug. Tube cable ends are sealed with a heat shrink end cap.

#### 3.5 Tube Cable Reel Data

Sumitomo Part No.	Reel Length (ft)	Reel F x W (in)	Minimum Drum Diameter (in)	Reel Weight (lbs) Empty	Reel Weight (lbs) Full
TC02TOX	1000	54 x 20	40	116	203
TC02TOX	3000	60 x 49	40	420	682
TC04TOD	1000	54 x 20	40	116	253
TC04TOD	3000	60 x 49	40	420	831
TC07TOX	1000	54 x 36	40	137	342
TC07TOX	3000	60 x 49	40	420	1035
TC19TOX	1000	60 x 49	40	420	863
TC19TOX	2500	72 x 49	40	523	1631
TC19TOX	3000	72 x 52	36	543	1872

**Notes:**

- Standard Reel Lengths are 1,000-feet and Maximum Reel Lengths are 3,000-feet unless otherwise noted.
- All Reel Length tolerances are  $\pm 5\%$ .
- Cut Lengths are available. Contact FutureFLEX® Distributor for additional information.
- If tube cable is re-spooled, the minimum Drum Diameter of the new reel SHALL be no less than that specified herein to avoid damaging tube cable product.
- All Reel Widths shown are approximate values only and measured from outside-of-flange to outside-of-flange plus an allowance for fastener hardware protrusions.
- All Empty and Full Reel Weights shown are approximate values only.

**4.0 TESTING**

Each finished tube cable is required to pass a 5mm diameter steel ball from end to end using 70 psi (+/- 10 psi) gas pressure.

**5.0 INSTALLATION / HANDLING PRACTICES**

Sumitomo has incorporated a wide range of technical support and training services for our tube cable products into our Technical Support Services (TSS) program. TSS offers training in the areas of cable installation, sheath entry, splicing, testing, and system troubleshooting. The services are available in a variety of media formats and can be customized to better accommodate individual training needs. The TSS program consists of an extensive series of recommended procedure documents, training courses with classroom and hands-on instruction. Please contact Sumitomo's Customer Service department for more information.

**6.0 ORDERING INFORMATION**

To learn more about Sumitomo's cables or to place an order, call, fax, e-mail, or write us at:

**SUMITOMO ELECTRIC LIGHTWAVE CORPORATION**

201 South Rogers Lane

Suite 100 Raleigh, NC 27610

Attn: Customer Service Department

Phone: 800-358-7378

919- 541-8100

Fax: 919- 541-82265

E-mail: info@sumitomoelectric.com

Sumitomo Electric Lightwave reserves the right to improve, enhance, or modify the cable's features and specifications. For special requirements different than those shown above, please contact our Inside Sales Department. Each Sumitomo Electric Lightwave Corp. optic cable and/or its manufacture may be covered by one or more of the following US Patents: 4,715,677 4,729,629 4,763,983 4,770,489 4,828,349 4,953,945 5,043,037 5,082,347 5,165,003 D331,567 5,247,599 5,410,901 5,471,555 5,642,452.